

Contents

[Introduction](#)

[Installation](#)

[Support](#)

[Registration](#)

[Upgrades](#)

[Legal Stuff](#)

[Note for Sysops](#)

Introduction



WINbye is a utility to quickly and efficiently shut down, logoff or restart Windows 95 or reboot the computer. It avoids the several keystrokes or mouse clicks necessary to exit Windows conventionally; instead of clicking on "Start, Shut Down?, Shut Down?" all you do is click on the WINbye icon in the Task Tray... and you're outta there! (Right-click on the icon to close WINbye.)

There's one exception however: if an application is carrying out a task (since multitasking is one of Windows' major advantages) Windows will still pop up a dialog box asking whether you want to return to the active application or shut it down and exit.

In other words, WINbye is safe. It uses standard Windows routines and does not circumvent the features built into Windows that protect your data.

The first time WINbye is started it asks for configuration information: whether to consistently restart or logoff Windows, reboot the computer, or ask. WINbye is a fully 32 bit program which sits as an icon in the task tray (near the clock) and does not take up any space in the left-hand portion of the Taskbar.

Norton Navigator for Windows 95

If you use Norton Navigator, you may prefer to add one or more of the WINbye icons to QuickLaunch: you can add "Shut Down NOW!", "Reboot NOW!", "Restart NOW!", or "Log Off NOW!" Or you may want to add a shortcut to the WINbye Confirmation Utility.

Distribution

I upload my programs and upgrades first to CompuServe and several prominent BBSs and Internet sites throughout the United States, including my own Web page at <http://homepage.interramp.com/us015508/>. I rely on others to distribute them from there, and this usually happens quickly, so that WINbye can be found on a great many BBSs and Internet FTP sites.

Please! Feel free to pass along WINbye to a friend or upload it to your favorite BBS or FTP site. Just make sure WINby21c.EXE or WINby21c.ZIP includes all of the original files in unmodified form.

Installation

It's easy to install WINbye. Just execute the Setup program. If you received WINbye as a self-extracting Windows executable file (probably `WINBY21C.EXE`) just double-click `WINBY21C.EXE` from Explorer, and follow the prompts. If you received it in ZIP format (probably `WINBY21C.ZIP`) you will need a third-party program like PKZIP or WinZip to extract it. Then just execute `SETUP.EXE`, and again, follow the prompts. SETUP installs the WINbye icon in the Task Tray; then the first time you left-click on that icon you will be presented with the WINbye Configuration Utility. Windows will not be shut down or restarted until you have checked the options you want and clicked **OK**. Then the next time you click on that icon WINbye will behave as you have instructed it. You can always use the Configuration Utility again at any time to change your options later (right-clicking on the icon closes WINbye).

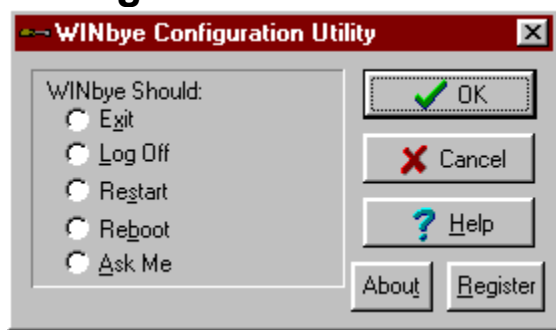
When SETUP is complete, you may want to copy the 'WINbye 32' icon to your StartUp group so that it is always available. Or, if you would like a keyboard shortcut, you can set a keyboard combination to start up the 'Reboot NOW!' or "Restart NOW!" or "Log Off NOW!" or "Shut Down NOW!" icons to exit from Windows immediately. DO NOT put any of these in your StartUp group! You may also set a keyboard combination for the 'WINbye Confirmation' program if you first create a Shortcut for it. This program will always ask you whether to exit, restart, or reboot.

By the way, if you should ever have a problem with a program in your StartUp group, you can always keep Windows from loading any of the programs in StartUp by holding down a Ctrl key while Windows starts.

Uninstalling

WINbye is a well-behaved program that installs itself properly in Windows 95. To remove it from your system, double-click on My Computer, then on Control Panel, then Add/Remove Programs. Left-click on WINbye 32, left-click on Add/Remove. There may still be a few files left that were created after installation such as `WINbye2.GID` (created when you used the help file) and `WINbye2.INI` (created when you configured WINbye). You can safely delete these files and the WINbye 32 folder.

Configuration



The WINbye Configuration Utility is presented to you the first time you click on the WINbye icon in the Task Tray, and it can be used again at any time by selecting it from the WINbye folder in the Start menu. It will **not** start up WINbye, rather it will simply configure how WINbye is to behave -- then it will disappear, and remove itself from the computer's memory.

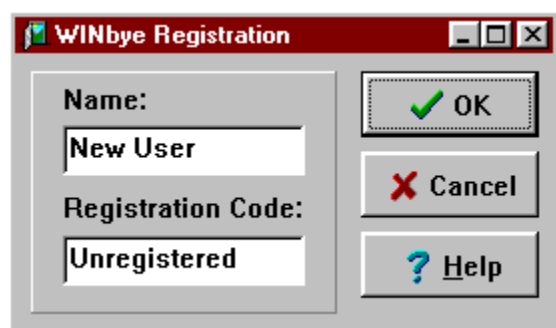
Click the **Exit Windows** radio button (or press **X**) then click **OK** (or press **Enter**) to configure WINbye to exit from Windows immediately.

Click the **Log Off** radio button (or press **L**) then click **OK** (or press **Enter**) to configure WINbye to logoff (and log back on) immediately.

Click the **Restart Windows** radio button (or press **S**) then click **OK** (or press **Enter**) to configure WINbye to exit and restart Windows immediately.

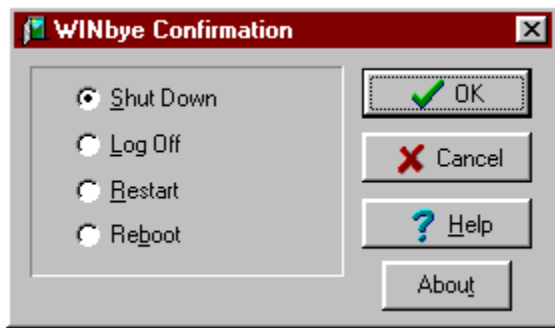
Click the **Reboot the Computer** radio button (or press **B**) then click **OK** (or press **Enter**) to configure WINbye to reboot the computer immediately.

Clicking the **About** button (or pressing **t**) displays version information, in this case, the 32 bit version 2.1.



If you have registered WINbye, click the **Register** button (or press **R**) and enter your name and Registration Code. Once the correct Registration Code is entered, the nag screen will no longer appear when WINbye starts.

Click the **Ask Me** radio button (or press **A**) then click **OK** (or press **Enter**) to have WINbye consistently present you with the following Confirmation dialog box:



As a matter of fact, this is not just a dialog box; it's a complete program in and of itself, and you can call it up without first having the WINbye icon in the Task Tray (you may prefer a keyboard shortcut for example) if you know you always want to be prompted before making your choice of exiting, restarting, logging off or rebooting.

With both these utilities, clicking **Cancel** or pressing the **Esc** key aborts without making any changes.

The filename is WBCNFRM.EXE

Copyright (c) 1996 by Erik Skamser. All Rights Reserved.

Please see your Windows manual for instructions on setting up a keyboard hotkey combination. It's easy! Hotkeys have been greatly improved in Windows 95; WINbye can now be called this way from within other running applications.

Support

Support for WINbye is provided through several means. The most direct is via voice telephone; call me at (708) 771-8931. Please, though, don't call before 8:00 A.M. or after 10:00 P.M. Central time.

Or you can always reach me electronically:

(1) Leave a private E-Mail message on CompuServe, addressed to

Erik Skamser **70521,260**

(2) Send Internet E-Mail to

erik_s@interramp.com

(3) Browse my Web site at

<http://homepage.interramp.com/us015508/>

Registration

WINbye is shareware. It is not free software. Please register your copy of WINbye if you find it useful. You must register or uninstall WINbye within 30 days from the date of installation.

Registration is \$10.00 and it does matter. It may be a small amount of money but every registration check I receive helps motivate me to continue work on other Windows applications. It also gives you the satisfaction of using software legally and supporting the shareware concept of "try before you buy." (Oh, and it also disables that irritating nag screen.)

To register your copy of WINbye, print out the [Registration Form](#) or just write down your name and address on a blank piece of paper and send it along with \$10.00 (U.S. funds only please) to:

**Erik Skamser
1406 S. Marengo Avenue
Forest Park, IL 60130 USA**

I will send you a User Registration Code as soon as I receive your \$10.00 registration; this will disable the WINbye Shareware Nag Screen. If you add a small shipping and handling charge (\$3.00 US or Canada, \$4.00 elsewhere) you will receive the User Registration Code plus the current 16 and 32 bit versions of WINbye on 3.5" disk.

Alternatively, you may register via CompuServe and the registration fee will be added to your CompuServe bill. GO SWREG at any "!" prompt and choose Registration ID Number 226 to pay the shipping and handling charge and receive the disk; choose Registration ID Number 10134 to avoid the shipping and handling charge and receive the User Registration Code only.

Upgrades are always free. The license to use WINbye on one platform does extend to the other; in other words WINbye32 (for Windows 95) users also have a license for WINbye16 (for Windows 3.1) and vice-versa, as long as both are used on the same computer or network. The same User Registration Code will disable the Shareware Nag Screen on both versions.

Registration Form

WINbye

Version 2.1c (32 bit)

(Right-click to print)

[NOTE: Site license for more than ten copies is available. Please see the SITE.LIC file for details of the quantity discount]

_____ I enclose \$_____ for _____ copies of WINbye @ \$10.00.

I would like a copy sent to me on 3.5" diskette. I am enclosing an additional

US \$3.00 for shipment to a U.S. or Canadian address

US \$4.00 to another address

Send me just the Registration Code (no additional charge).

Send via CompuServe Mail: _____

Send via Internet e-mail: _____

Send via postal mail to the address below

Sorry, all payments must be in U.S. currency by check or money order drawn on a U.S. financial institution.

NAME _____

ADDRESS _____

CITY _____ STATE _____ ZIP _____

Please make your check or money order payable to Erik Skamser and mail to:

Erik Skamser
1406 S. Marengo Avenue
Forest Park, IL 60130 USA

Optional, but appreciated:

Where did you learn about WINbye? (Please be specific):

Currently the most advanced type of program available for personal computers, requiring Windows 95 or NT. Generally more stable and faster than older 16 bit programs.

File Transfer Protocol. Usually refers to places on the Internet where files are available to be downloaded (received) by modem

Graphical User Interface

Bulletin Board System

Upgrades

Upgrades to WINbye are always free. Registered users may download a newer version of WINBYnn.EXE or WB16_nn.EXE (or .ZIP) from CompuServe, or from a BBS or FTP site, from my Web page at <http://homepage.interramp.com/us015508/> or obtain it by mail from me; simply send a self-addressed postage-paid return mailer (a #10 business envelope is fine) and a blank floppy disk to me at 1406 S. Marengo Avenue, Forest Park, IL 60130-2622. Or, print out the [Upgrade Form](#) with a check or money order for US \$3.00 to cover postage and handling to a U.S. or Canadian address, US \$4.00 elsewhere.

Registered users of all previous versions of WINbye should have automatically received a User Registration Code that disables the WINbye Shareware Nag Screen. If you are a registered user who did not receive this code, or has lost it, I will be glad to send you another one at no charge. Contact me via CompuServe Mail, Internet e-mail, or postal mail.

Upgrade Form

WINbye

Version 2.1c (32 bit)

(Right-click to print)

I am a registered user of a version of WINbye.

I would like a copy sent to me on 3.5" diskette. I am enclosing

US \$3.00 for shipment to a U.S. or Canadian address

US \$4.00 to another address

Send me just the Registration Code (no additional charge).

Send via CompuServe Mail: _____

Send via Internet e-mail: _____

Send via postal mail to the address below

Sorry, all payments must be in U.S. currency by check or money order drawn on a U.S. financial institution.

NAME _____

ADDRESS _____

CITY _____ STATE _____ ZIP _____

Please make your check or money order payable to Erik Skamser and mail to:

Erik Skamser
1406 S. Marengo Avenue
Forest Park, IL 60130 USA

C'mon, now. You're not really going to claim you don't know what the Internet is, are you?

Sorry, but my bank charges me US \$25.00 to process a foreign check!

Legal Stuff

WINbye has been tested on a variety of personal computers and is offered in the good faith belief that it is reliable, bug-free, and performs as claimed.

However WINbye is provided as-is, with absolutely no guarantee or warranty of any kind, or any claim of suitability for any particular task. There is no verbal or implied warranty and none can be inferred. The author cannot be held responsible for any damages resulting from the use of any version of WINbye under any operating system or shell.

Note for Sysops

WINbye is distributed as a self-extracting Windows executable file. The preferred file name is WINBY21C.EXE. However, shareware vendors or System Operators of bulletin boards or on-line services or Internet FTP sites may, if they wish, convert WINBY21C.EXE to ZIP format. In that case the preferred file name is WINBY21C.ZIP.

Similarly, the Windows 3.1 version, WB16_21C.EXE, may be converted to ZIP format in which case the preferred file name is WB16_21C.ZIP.

